

HT72-18X Transparent

High Efficiency Low LID Bifacial PERC with Half-cut Technology

NEW

Big Size: Cell 182*91 Monocrystalline


530W / 535W

540W / 545W / 550W



- Module Efficiency: 21.2%
- No. of Cells: 144(6 × 24)
- Weight: 27.2kg
- Dimensions: 2285mm×1133mm×35mm

MULTIWAY+



Shanghai Aerospace Automobile Electromechanical Co., Ltd. website: www.htsolar.com.tr



Factory : Turkey HT Solar Energy Joint Stock Company Lianyungang ShenZhou New Energy Co., Ltd.



Half cut cell technology can reduce the internal power loss and improve component overall power. Excellent heat dissipation avoids hot spot production.



10BB The optimized number and width of main gate lines, Maximize the light receiving area of components and Reduce component power consumption

12 Ys

Products Warranty



Designed for high voltage systems of up to 1500 VDC, increasing the string length of solar systems and saving on BOS costs

30 Ys

Warranty on power output



All the modules are sorted and packaged by amperage, reducing mismatch losses and maximizing system output.

EL

Microcrack resistant high performance transparent backsheet structure enhance reliability, triple EL tested of high quality control.

5W

Positive tolerance 0/+5W guaranteed



Entire module certified to with stand extreme wind (2400 Pa) and snow loads (5400 Pa)

PID

PID Resistant

Comprehensive and first-rate certification system

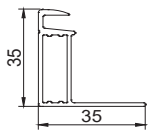
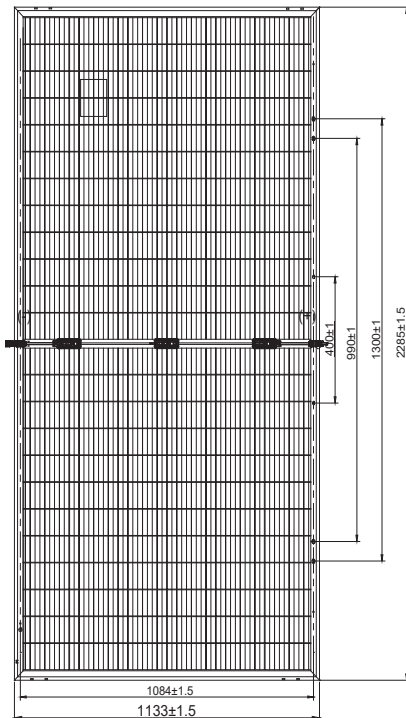
IEC61215: 2016.IEC61730: 2016 Latest Standard

and UL 61730 Latest Standard, ISO9001, ISO14001 and ISO45001, meeting the highest international standards Strict quality control



530W/535W/540W/545W/550W

Engineering Drawing



Electrical Characteristics

Module	HT72-18X				
Maximum Power at STC(Pmax)	530W	535W	540W	545W	550W
Open-Circuit Voltage(Voc)	49.20V	49.35V	49.50V	49.65V	49.80V
Short-Circuit Current(Isc)	13.76A	13.83A	13.90A	13.95A	14.00A
Optimum Operating Voltage (Vmp)	41.35V	41.50V	41.65V	41.80V	41.95V
Optimum Operating Current(Imp)	12.83A	12.90A	12.97A	13.05A	13.12A
Module Efficiency	20.5%	20.7%	20.9%	21.1%	21.2%
Power Tolerance	0 ~ +5W				
Maximum System Voltage	1500V DC(UL/IEC)				
Maximum Series Fuse Rating	25A				
Operating Temperature	-40 C to +85 C				

*STC: Irradiance 1000W/m², module temperature 25, AM=1.5
Optional black frame or white frame module according to customer requirements

BIFACIAL REAR SIDE POWER GAIN

Electrical characteristics with different rear side power gain for reference (reference to 535W front)

Module		HT72-18X				Bifaciality: 70±5%	
Maximum Power	Pmax Gain	Voc/V	Isc/A	Vmp/V	Imp/A		
562W	5%	49.35	14.52	41.50	13.54		
589W	10%	49.35	15.21	41.50	14.19		
615W	15%	49.35	15.90	41.50	14.82		
642W	20%	49.35	16.59	41.50	15.47		
669W	25%	49.35	17.29	41.50	16.12		

*bifacial gain: the additional gain from the rear side compared to the power of the front side at the standard test condition. It depends on mounting (structure, height, tilt angle etc.) and albedo of the ground.

NMOT

Module	HT72-18X				
Maximum Power	396W	400W	404W	408W	412W
Open Circuit Voltage (Voc)	45.25V	45.40V	45.55V	45.70V	45.85V
Short Circuit Current (Isc)	11.22A	11.29A	11.36A	11.43A	11.50A
Maximum Power Voltage (Vmp)	37.49V	37.64V	37.79V	37.94V	38.09V
Maximum Circuit Current (Imp)	10.56A	10.63A	10.69A	10.75A	10.81A
NMOT	45°C ± 2°C				

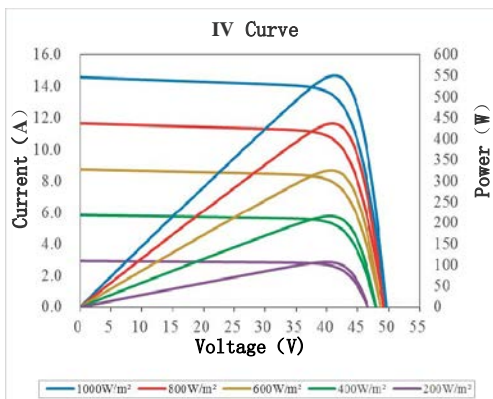
*NMOT: Irradiance 800W/m², ambient temperature 20°C, wind speed 1 m/s

Mechanical Characteristics

Solar Cells	Monocrystalline 182 × 91 mm
No. of Cells	144 (6 × 24)
Dimensions	2285mm × 1133mm × 35mm
Weight	27.2kg
Front Glass	High transmission tempered glass
Frame	Anodized aluminium alloy
Junction Box	IP68
Cable	4mm ² (UL/IEC) Length: (+) 400mm (-) 200mm/length can be customized
Connectors	MC4 / MC4 Compatible
Packaging Configuration	31pcs / box, 620pcs / 40'HQ Container

I-V Curves

Current-Voltage & Power-Voltage Curve



Temperature Characteristics

Temperature Coefficient of Pmax	γ (Pm)	-0.39%/°C
Temperature Coefficient of Voc	β (Voc)	-0.29%/°C
Temperature Coefficient of Isc	α (Isc)	0.049%/°C

Warranty

- 12-year product warranty
- 30-year warranty on power output

Specific information is referred to the product quality guarantee

