
Specifications for Product 32700 LiFePO₄ 6300mAh Lithium-Ion Rechargeable Cell

Brand Atakale

Product LiFePO₄ Cylindrical Battery

Part No 32700-6300mAh

Gen. Std. GB/T18287-2013

The standard GB/T 18287-2013 “General specification of lithium-ion cells and batteries for mobile phone” has been released by the Standardization Administration of the People’s Republic of China on Jun. 19h, 2013.

Scope of certification is “**cells and batteries for mobile phone, pad, wearable equipments, smart terminals, etc**”, adjustment of the requirement to verification test and routine test.

Prepared By	Accepted and Confirmed By	On This Date

These are the accepted standards for the manufacture, test, logistics and usage conditions mutually accepted by the Manufacturer, Trader (SoliCELL) and End user.

Should there be further details to be clarified this document has to be updated accordingly .

Content

1. Scope.....	3
2. Model	3
3. Reference standard	3
4. Specification	
5. Electrical Characteristics	4
6. Environmental Characteristics	5
7. Safety Characteristics	6
8. Standard Testing Conditions and Requirements.....	8
9. Outside Appearance.....	8
10. Packing/Storage/Shipment	8
11. Safety precaution and prohibitions	9
12. Storage.....	10
13. Guarantee Period of Quality	10
14. Appearance structure and Size of The Battery.....	10
15. Graphs	11
16. Toxicity, 2006/66/EC	12

1. Scope

This product specification describes the test and production parameters of LiFePO₄ Lithium-ion rechargeable battery. We hereby state these specifications to the best of our knowledge.

If you hesitate or have further questions please let us know for clarification. We want you to have the suitable product in your operations.

2. Model

Model: 32700-6000mAh

3. Reference standard

GB/T18287-2013、UL164 CE61960

The standard reference GB/T18287-2013, UL1642 and CE61960 technology standards compiled.

4. Specification

Items		Specification	Remarks
4.1.	Nominal Capacity	6300mAh	Measured at 6325mAh
4.2.	Nominal Voltage	3.2V	
4.3.	Discharge Cut-off Voltage	2.0V	0.2 C ₅ A Discharge
4.4.	Charge Limited Voltage	3.65±0.03V	0°C ~ 45°C
4.5.	Standard Charge Current	0.2 C ₅ A	0°C ~ 45°C
4.6.	Standard Discharge Current	0.2 C ₅ A	-10°C~ +60°C
4.7.	Rapid Charge Current	0.5C ₅ A	0°C ~ 45°C
4.8.	Rapid Discharge Current	3 C ₅ A	-10°C~ +60°C
4.9.	Max. Discharge Current	3C ₅ A	Limited Voltage 2.0V
4.10.	(Max. Pulse Discharge Current)	5C ₅ A	Instantaneous ms
4.11.	Internal Impedance	≤10mΩ	At AC 1kHz
4.12.	Weight	About160gm	161gm±2gm
4.13 Storage Temperature Range	≤1 one month	-20°C ~ 45°C	(Voltage of shipment) 2.8V ~ 3.2V
	≤3three months	-20°C ~ 35°C	
	≤12month, a year	-20°C ~ 25°C	

5. Electrical Characteristics

Items	Test Conditions	Specification
5.1. (Standard Charge)	(The "Standard Charge" means charging with constant current $0.2C_5$ to 3.65V, then charging with constant voltage 3.65V to $0.01 C_5$ under $20\pm 5^\circ\text{C}$. Charging time will not more than 8h.) (Use Lithium-ion battery charger, with an accuracy $\pm 0.05\text{V}$.)	Use approved SoliCELL CCCV Chargers
5.2. Nominal Capacity	(The capacity means the discharge capacity of the cell, which is measured with discharge current $0.2C_5A$ to cut-off voltage at 2.0V at $20\pm 5^\circ\text{C}$ rest for 30 minutes after the Standard Charge.)	$\geq 6000\text{mAh}$ (Nominal Capacity $\geq 6000\text{mAh}$)
5.2 Cycle Life	After 2000 cycles of charge and discharge, the discharge capacity is measured with $0.2 C_5A$ discharge current and 2.0V cut-off voltage.	$\geq 80\%$ Nominal Capacity
5.3. (Storage Characteristic)	(Test the cell initial capacity using $0.2C_5$ current at $23\pm 2^\circ\text{C}$ and record, then charge the cells with 45% capacity, then storage for 3, 6, 12 months respectively at $20\pm 5^\circ\text{C}$ and relative humidity of 45%~75%, then the cell is cycled for 5 times with charge with $0.2C_5A$ and discharge with $0.2C_5A$ at $23\pm 2^\circ\text{C}$, The maximum discharge capacity (longest discharge time) is recorded.)	$0.2C_5A$ discharge time: After 3 months storage $\geq 4.5\text{hrs}$; After 6 months storage $\geq 4.25\text{hrs}$; After 12 months storage $\geq 4.0\text{hrs}$)
	(The cell is charged and discharged using $0.2C_5$ at $20\pm 5^\circ\text{C}$. The discharge capacity is C_1 . The cell is stored for 28 days in $20 \pm 5^\circ\text{C}$ after fully charged and then is discharged using $0.2C_5$ at $20\pm 5^\circ\text{C}$. The capacity is defined as C_2 .)	$C_2/C_1 \geq 85\%$ (Capacity Retention $C_2/C_1 \geq 85\%$)
	(After the test as C_2 , The cell is charged and discharged using $0.2C_5$ at $20\pm 5^\circ\text{C}$, The discharge capacity is C_3 .)	$C_3/C_1 \geq 90\%$ (Capacity recoverable ratio $C_3/C_1 \geq 90\%$)

5.4 (Rate Capacity)	The discharge capacity is measured with 0.2 C ₅ A discharge current and 2.0V cut-off voltage after full charged.	≥100%Nominal Capacity
	The discharge capacity is measured with 0.5 C ₅ A discharge current and 2.0V cut-off voltage after full charged.	0.5C/0.2C=96%
	The discharge capacity is measured with 1 C ₅ A discharge current and 2.0V cut-off voltage after full charged.	1C/0.2C=93%
	The discharge capacity is measured with 3 C ₅ A discharge current and 2.0V cut-off voltage after full charged.	3C/0.2C=85%

6. Environmental Characteristics.

Items	Test Conditions	Specification
6.1 Temperature Performance	(Cells shall be charged according to 5.1 and discharged at 0.2C ₅ A to 2.0 V. Cells shall be stored for 4 hours at the test temperature prior to discharging and then shall be discharged at the test temperature, The percentage shall be calculated using discharging capacity compared to the minimum capacity.)	No leakage, No Appearance defect
		-20°C/25°C≥40%
		-10°C/25°C≥60%
		0°C/25°C≥85%
		25°C/25°C≥100%
60°C/25°C≥98%		
6.2 Constant Temperature and Humidity	(Under the temperature of 23±2°C, after charging the cell with 0.2C ₅ A, then put the cell into the constant temperature and humidity oven with 40±2°C and 90 ~ 95% for 48h, then store the cells at RT for 2hrs, and discharge the cells with 0.2C ₅ A to 2.0 volts.)	(The cell should be no deformation, no rust, no leakage, no fire, no smoking and no explosion. Discharge time ≥3h)
6.3 (Free Fall Test)	(The fully charged cell is dropped three times from a height of 1000 mm (the lowest point of the cell) onto a concrete floor. The cells or batteries are dropped so as to obtain impacts in random orientations. After the test, the cell shall be put on rest for a minimum of one hour and then a visual inspection shall be performed.)	(No explosion, No fire, No smoke. The OCV after the test no less than 90% before free-fall test.)

6.4 (Vibration Test)	(A full-charged cell is to be subjected to simple harmonic motion with amplitude of 0.8mm total maximum excursion. The frequency is to be varied at the rate of 1 hertz per minute between 10 and 55 hertz. After the test is completed, And the cell returned to the starting position. The cell shall be vibrated for 90~100 minutes per axis of XYZ axes. The samples should be observed for 6 hours after the test, and also check the weight loss of cells before and after the test.)	(Not explosion, No fire, No leakage, Mass loss \leq 0.1%)
6.5 (Crush Test)	(A full charged cell is to be crushed between two flat surfaces. The force for the crushing is applied by a hydraulic ram exerting a force of 13 \pm 1KN. Once the maximum force has been applied, or an abrupt voltage drop of one- third of the original voltage has been obtained, or 10% of deformation has occurred compared to the initial dimension, the force is released)	(No explosion, No fire)
6.6 (Shock Test)	(The full charged cell has only two axes of symmetry in which case only two directions shall be tested. Each shock is to be applied in a direction normal to the face of the cell. For each shock the cell is to be accelerated in such a manner that during the initial 3 milliseconds the minimum average acceleration is 75 g. The peak acceleration shall be between 125 and 175g. The samples should be observed for 6 hours after the test, and also check the weight loss of cells before and after the test. Cells shall be tested at a temperature of 20 \pm 5 $^{\circ}$ C.)	(No explosion, No fire, No leakage. Mass loss \leq 0.1%)
6.7 (Altitude Simulation Test)	The full-charged cells are to be stored for 6 hours at an absolute pressure of 11.6 KPa and a temperature of 20 \pm 3	(No explosion, No fire, No leakage. Mass loss \leq 0.1%)

7. Safety Characteristics

Items	Test Conditions	Specification
7.1 (Short Circuit)	(Each test sample cell is to be short-circuited by connecting the positive and negative terminals of the cell with a Cu wire having a maximum resistance load of 80 \pm 20m Ω . The sample is to discharge until a fire or exposition is obtained, or until it has reached a completely discharge state of less than 0.2V and the sample case temperature has returned to \pm 10 of the ambient temperature. Tests are to be conducted at 20 \pm 5 $^{\circ}$ C and 55 \pm 5 $^{\circ}$ C. Cell Condition: Fresh, Fully charged cell.)	No fire, No explosion; Max. Temp, of battery surface should not exceed 150 $^{\circ}$ C

7.2 Over-charge Characteristics	The battery is charged at a 3 C ₅ A constant current with a voltage limit of 4.8V for 8 hours after fully charged	No fire , No explosion ; Max.Temp.of battery surface should not exceed 150°C.
7.3 Over Discharge	(After standard charge. Cells are discharged at constant Current of 0.2C ₅ A to 2.0V, and the positive and negative terminal is connected by 30Ω wire for 24 hours. Cell Condition: Fresh, Fully charged cell.)	(No explosion, No fire)
7.4 Hot oven Characteristics	The fully charged battery is placed the battery in the hot box , then rose to 130°C±2°C in the temperature to 5°C±2°C/min rate , insulation 30min.	No fire , No explosion
7.5 (Forced Discharge)	(The cell shall be discharge to 2.0V with the current 0.2C ₅ A, then the discharge cell is subjected to reverse charge at 1.0C ₅ A for not less than 90minutes.)	(No explosion, No fire)
7.6 (High Temperature Storage Test)	(Put cell into the 80 °C box and keep the cell in the box for 7 hours after it be charged according to 6.1, and then take it out. Cell Condition: Fresh, Fully charged cell.)	(No explosion, No fire)
7.7 (Thermal-cold Cycling Performance Test)	(The full-charged cell is placed in 75±2 for 6h, and then put the Cell in -40 °C for 6h; change temperature time <30min, then repeat it for 10 cycles. Finally the cell is placed in room temperature for 24h. Watch the appearance of cell.)	(No explosion, No fire, No smoke, Open circuit voltage changed not less than 90%, mass loss limit: ≤0.1%)
7.8 (Impact Test)	(A test sample cell is to be placed on a flat surface. A 15.8±0.1mm diameter bar is to be placed across the center of the sample. A 9.1Kg±0.46Kg mass is to be dropped from the height of 610±25mm to the center of the cell vertically. Cell Condition: Fresh, Fully charged cell.)	(No explosion, No fire)

8. Standard Testing Conditions and Requirements

8.1 Standard Testing Conditions and Requirements

Test should be conducted with new cells within three months after shipment from our factory and cells shall not be cycled more than five times before test. Unless there is special requirement, test shall be done under temperature of 15~35°C and relative humidity of 45%~85%.

8.2 Measurement Equipment and Instrumentation

8.2.1 Measurement Tool

With a precision of 0.01mm caliper or higher precision instruments for measuring size, range 0~100mm.

8.2.2 Measurement Voltage

With a precision of 0.01V voltage meter measuring voltage, range 0~20V.

8.2.3 Measurement Current

With a precision of $\pm 0.4\%$ current Ammeter to measure the current, range 0~10A.

8.2.4 Measurement Impedance

The impedance is measured with 1KHz sinusoidal alternating current resistance instrument.

9. Outside Appearance

There should not be any appearance defect such as leakage, rust, deformation, severe blow fire effect on cell performance.

10. Packing/Storage/Shipment

10.1 Pre shipment inspection

The battery should be checked the voltage, resistance and the function of protective circuit before shipment.

10.2 Packing and Shipping

10.2.1 The battery should be transported to the factory assembly, to pay special attention to the packing, in order to avoid transport stress. We suggest to use the same packaging when the battery be transported. Even the package is opened, please pack with the components and materials as same as original package.

10.2.2 The battery should be in a half state of charge packaging boxes for transport, in the transport process, prevent severe vibration, shock, extrusion, prevent the sun and rain, should be in automobile, train, ship, airplane and other forms.

10.3 Abnormal Condition

Do not use the battery when it's smell like abnormal cell electrolyte because of transport stress, sag, short circuit or any other.

11. Safety precaution and prohibitions

In order to prevent battery leakage, heating, fire, reduced performance or life drops, explosion and other accidents, please do the following provisions of the normal use of battery, and compliance with preventive matters.

11.1 Charging

11.1.1 充电电流 Charging Current

Charging current should be less than maximum charge current specified in the Product Specification. Charging with higher current than recommended value may cause damage to cell electrical, mechanical and safety performance and could lead to heat generation or leakage.

11.1.2 Charging Voltage

Charging shall be done by voltage less than that specified in the Product Specification (3.65V/cell). Charging beyond 3.65V, which is the absolute maximum voltage, must be strictly prohibited. The charger shall be designed to comply with this condition. It is very dangerous that charging with higher voltage than maximum voltage may cause damage to the cell electrical, mechanical safety performance and could lead to heat generation, leakage or explosion.

11.1.3 Charging Temperature

The cell shall be charged within 0°C~60°C range in the Product Specification.

11.1.4 Reverse Charging

Reverse charging is prohibited. The cell shall be connected correctly. The polarity has to be confirmed before wiring, In case of the cell is connected improperly, the cell cannot be charged. Simultaneously, the reverse charging may cause damaging to the cell which may lead to degradation of cell performance and damage the cell safety, and could cause heat generation, leakage or explosion.

11.2 Discharging

11.2.1 Discharging Current

The cell shall be discharged at less than the maximum discharge current specified in the Product Specification. High discharging current may reduce the discharging capacity significantly or cause over-heat.

11.2.2 Discharging Temperature

The cell shall be discharged within -10°C~60°C range specified in the Product Specification.

11.2.3 Over-Discharging

It should be noted that the cell would be at over-discharged state by its self-discharge characteristics in case the cell is not used for long time. In order to prevent over-discharging, the cell shall be charged periodically to maintain between 3.0V and 3.45V. Over-discharging may cause loss of cell performance, characteristics, or battery functions. The charger shall be equipped with a device to prevent further discharging exceeding a cut-off voltage specified in the Product Specification. Charger shall be equipped with device to control recharging procedures.

11.3 Exception Handling

Do not use the cell if you find it in unusual conditions such as distortion, leakage (or odors). The cell should be kept away from fire to avoid an explosion.

12. Storage

12.1 Storage temperature and humidity

The cell shall be storied at temperature range of $-20^{\circ}\text{C} \sim +35^{\circ}\text{C}$, relative humidity of 25~75%, clearing, drying, ventilated, and kept away from corrosive substances and fire.

12.2 Long Time Storage

If the battery is stored for a long time, the battery should be conducted a cycle of charge and discharge, and the voltage should be about 3.3V and the battery is to be stored at temperature range of $-20^{\circ}\text{C} \sim +25^{\circ}\text{C}$, low moisture and corrosive gases environment.

13. Guarantee Period of Quality

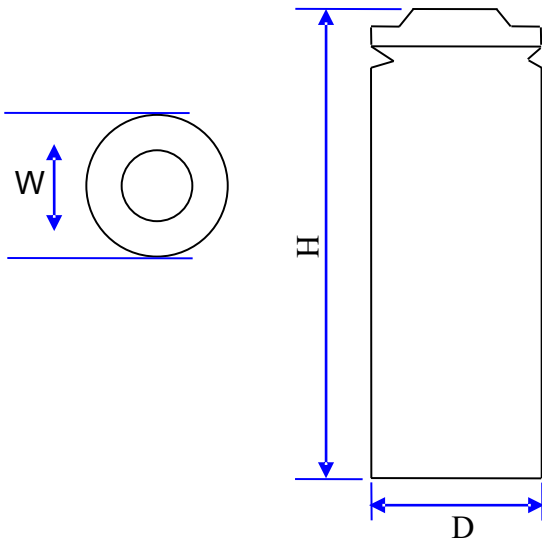
13.1. Claims

If there are claims of manufacturing defects, A return material article number is required for tracing. Then product is shipped to vendor for a quality check.

13.2. The guarantee period of quality extends for one year after delivery.

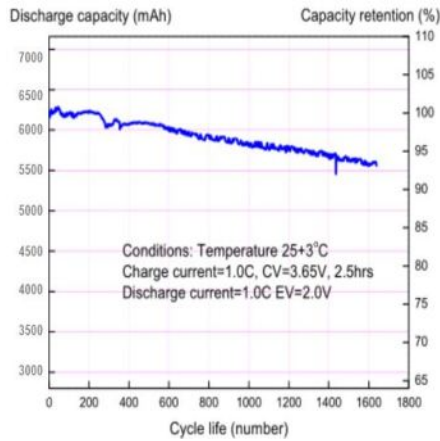
13.3. We would replace the battery, due to manufacturing problems and it is also not abnormally used.

14. Appearance structure and Size of The Battery

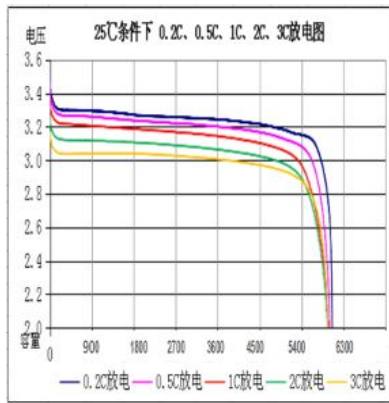


Boyutu	Ölçü (mm)	Tolerans (mm)
W (göbek çapı)	16.0	+0.2
		-0.2
H (Yükseklik)	70.5	+0.4
		-0.2
D (Dış Çapı)	31.98	+0.3
		-0.3

15. Graphs

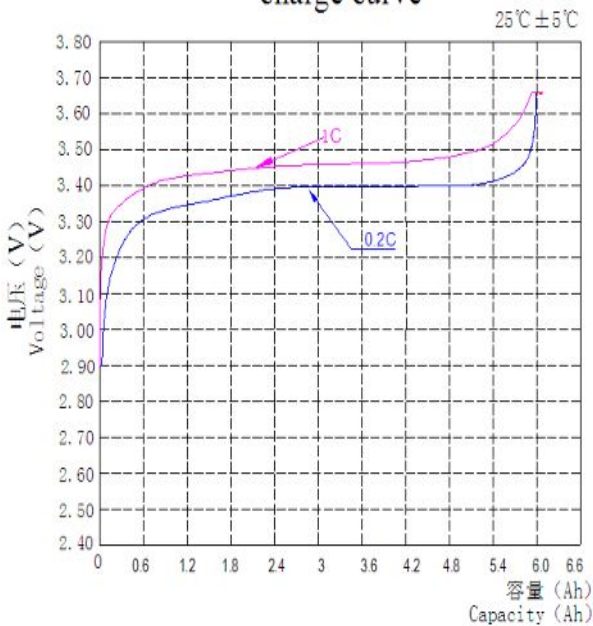


If battery is recharged before a full discharge, Cycle life will be much longer based on %80 original capacity.

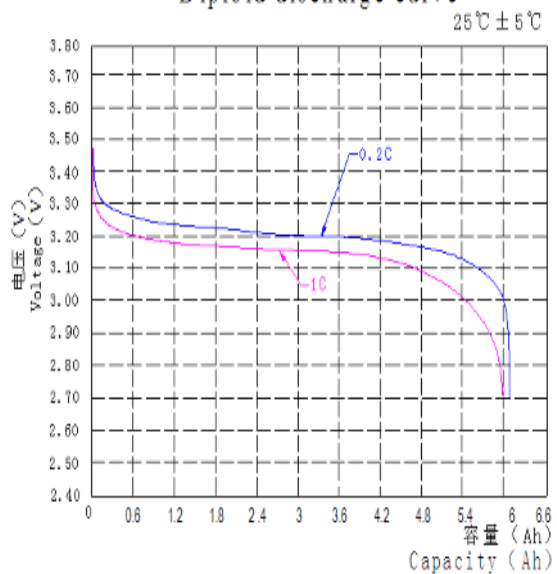


If battery is discharged at a lower “C” the capacity to deliver 6300mA will be at 3.2V level but if heavy discharge at 3C is used, the voltage will be at 3.05V level.

charge curve



Diploid discharge curve



16. Toxicity, 2006/66/EC

This product is tested under 2006/66EC for Toxic Materials to be under CE norms.

Report No: DTI 20201076 Dated :2020-06-11

Basic test data are mentioned below the lines..

A. EU Directive 2006/66/EC and EU Directive 2013/56/EU on Mercury, Cadmium and Lead Content

Test method:With reference to IEC62321-4:2013+AMD1:2017 and IEC62321-5:2013. Analysis was performed by inductively coupled plasma atomic emission spectrometer(ICP-AES)

Item	Unit	MDL	Results	Limit (% by weight)
Mercury Content (Hg)	%	0.0001	N.D.	0.0005
Cadmium Content (Cd)	%	0.0005	N.D.	0.002 ^{*1}
Lead Content (Pb)	%	0.0005	N.D.	0.004 ^{*2}
Conclusion	/	/	Pass	/

Remark:

According to EU Directive 2006/66/EC and EU Directive 2013/56/EU:

^{*1} = The prohibition not apply to portable batteries and accumulators intended for use in:

- (a) emergency and alarm systems, including emergency lighting;
- (b) medical equipment;
- (c) cordless power tools.

^{*2} = Batteries accumulators and button cells containing more than 0.0005% Mercury, more than 0.002% Cadmium or more than 0.004% Lead, shall be marked with the chemical symbol for the material concerned: Hg, Cd, Pb. The symbol indicating the heavy metal content shall be printed beneath the symbol shown in Annex II and shall cover an area of at least a quarter the size of that symbol.

Remark:

- mg/kg = ppm
- N.D. = Not detected
- Results shown are of total weight of the battery sample.