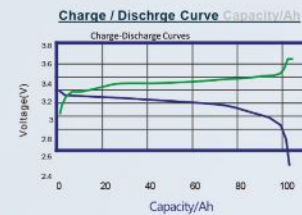
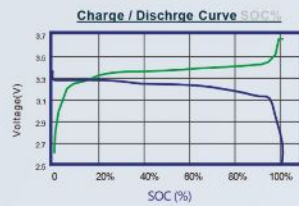
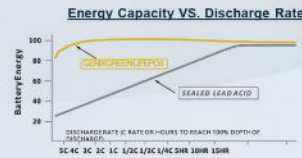
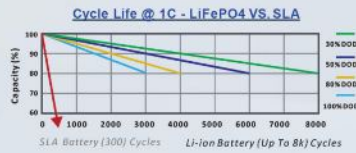




DEEP CYCLE LITHIUM 12V LifePO4

- Powerful and Reliable
- Environmental Friendly
- Built-in Safety Protection
- 5-10 Years Service Life
- Support Parallels & Series Connection (Up to 4 units)

CURVES



www.solinved.com
info@solinved.com
 +90 (0312) 354 8344

m
e
r
k
e
z
 İvedik OSB Mahallesi,
1474. Cadde, No:62
Yenimahalle/ANKARA
 ofis




f
a
b
r
i
k
a
 30 Ağustos O.S.B
6.Cadde No:1
KUTAHYA/MERKEZ



solinvéd

12V DEEP CYCLE LITHIUM
100-150-200AH

SPECIFICATION

Model	SLV-12100FP	SLV-12150FP	SLV-12200FP
Picture			
Nominal Voltage	12V		
Nominal Capacity @25°C	100AH	150AH	200AH
Nominal Energy @25°C	1280WH	1920WH	2560WH
Battery Cell Type	Prismatic 100Ah	Prismatic 50Ah	Prismatic 100Ah
Configuration (*S*P)	4S1P	4S3P	4S2P
Max. Continuous Charge Current @25°C	100A	100A	100A
Max. Pulse charge Current @25°C, 10s	120A	120A	120A
Max. Continuous Charge Current @25°C	100A	100A	100A
Max. Pulse Discharge Current @ 25°C, 10s	120A	120A	120A
DC Resistance	≤10mΩ		
Full Charged Voltage	14.6V		
Discharge Cut-off Voltage	10V		
Operate Temperature Range	Charge: 0°C~55°C; Discharge: -20°C~60°C; Storage: -20°C~45°C		
Humidity (non-condensing)	Max. 95%		
Dimension (mm)	327x172x218mm	327x172x218mm	522x240x220mm
Weight (KG)	10,6KG	14,3KG	20,35KG
Terminal Type	F1 terminal	Screw terminal	
Cover Sealing type	Screw / gel sealing optional		
Waterproof	IP65		
Cycle life	100% DOD Cycles @ 25°C, 1C/1C: >3000 times 80% DOD Cycles @ 25°C, 1C/1C: >4000 times 50% DOD Cycles @ 25°C, 1C/1C: >6000 times		
Service Life	5-10 years		
Warranty	3 years		
Series and Parallel Function	Available to make in series and parallels to get 24V, 36V, 48V		